



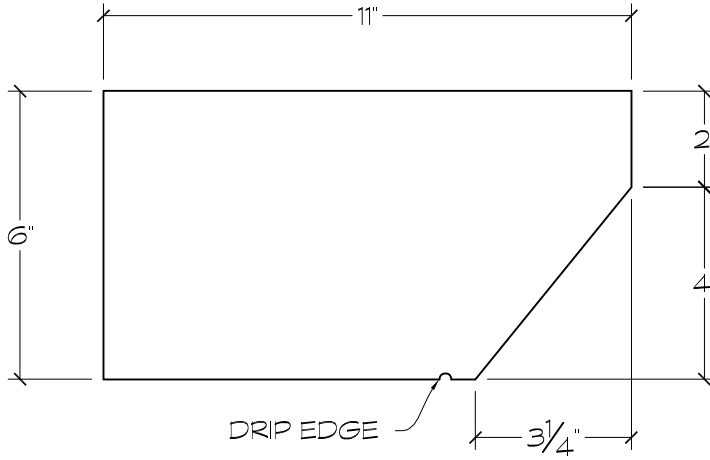
Harvey Cement Products, Inc.

Since 1947

16030 Park Avenue, Harvey, IL 60426

Ph: 708.333.1900 F: 708.333.1910

www.harveycement.com



CROSS SECTION

① **PROFILE EK**
 ARCH REF:
 SCALE: 3"=1'-0"

Profile ID

EK


SUGGESTED USE

Sill	
Transition Band	
Coping	
Cap	
Field / Band	X
Cornice	X


TYPE / SIZE AVAILABILITY

TYPE	LENGTH(S)
Straight	23 5/8"
Left End Return	Up to 32 13/16"
Right End Return	Up to 32 13/16"


FRONT VIEWS



STRAIGHT



LEFT END RETURN



RIGHT END RETURN

DRIP EDGE - OPTIONAL